

February 21, 2019

Watermain Cleaning and Relining on Purpledusk Trail and Trailridge Crescent

Contract: 18TW-CTS-06CWD

Start Date: March 2019

End Date: October 2019

**Timeline is subject to change.*

The City of Toronto will be cleaning and structurally relining the watermain in your area starting in the month of March. During this process, the City will also replace the City-owned portion of any substandard water service pipes.

A map of the work area can be found on page 3 of this notice.

The water service is the underground pipe that brings water to your water meter and is owned by you and by the City. The part that the City owns goes from the municipal watermain to your property line. The part that you own goes from your property line to your water meter.

This project is part of the Council-approved Capital Works Program to renew our aging infrastructure, improve water distribution and reduce the risk of watermain breaks.

IMPORTANT INFORMATION ABOUT LEAD WATER SERVICES

If you live in a house/building that was built before the mid-1950s, your water service may be made of lead. Please read the attached fact sheet with important information about the risks of lead in drinking water, especially if someone in your house/building is pregnant, there are children under six years old, or there is an infant drinking formula made from tap water.

Please note: Lead pipes were **not** used in apartment buildings or other multi-residential buildings with more than six units.

WORK DETAILS

In the first few weeks, the City's contractor will move equipment on-site and prepare the work area before construction begins. Construction crews will then:








- Excavate pits in the road to access the watermain
- Install a temporary water supply system and attach your building to the supply
- Clean and structurally reline the existing watermain
- Replace any City-owned water service pipes that do not meet City standards (from the watermain to the private property line)
- Remove the temporary water supply and restore all work areas with asphalt, concrete or grass



WHAT TO EXPECT DURING CONSTRUCTION

- You may experience dust, noise and other inconveniences. The City will make efforts to reduce the impacts. We appreciate your patience
- Property owners should remove items located within City property limits (boulevard), such as landscaping and / or decorative objects
- The City will not be responsible for damage to any privately owned items on City property



Work Hours: Work will take place from 7:00 am to 7:00 pm, Monday to Friday, with work after hours and on weekends as required. Night work may be required as part of this project. You will be notified in advance of any changes to work hours.

| | |
|---|--|
|  | <p>Access to Your House/Building: The City-hired contractor may need access to your house/building to complete a pre-construction survey and install shut off valves. The contractor will deliver a pre-construction survey request to schedule a time to complete the survey.</p> |
|  | <p>Customers in Industrial, Commercial, Institutional and Multi-Residential Buildings: Please note that all project-related information, including water disruption notification, will be communicated directly to your property manager and/or superintendent with the request that they share it with all occupants.</p> |
|  | <p>Water Service Disruptions: From time-to-time, the water supply to your property will need to be shut-off to complete construction; the contractor will provide at least 24-hour advance notice for all planned shut-offs. Throughout the work, it is recommended that you temporarily disconnect any water treatment systems (i.e. softeners or filters), water-cooled air conditioners or similar plumbing fixtures. Automatic lawn sprinkler systems may also be affected, therefore, you may need to water manually. In the event you did not receive advanced notice, an emergency water shut off could have been necessary.</p> |
|  | <p>Substandard Water Service Replacement: Please take the time to read the attached fact sheet carefully as it contains important information on lead in drinking water and how to prepare for replacement. If you want to replace your part of the water service pipe, you can contact the City's contractor for one of your quotes.</p> <p>Water Service Replacement Contractor: Company/Contractor: FerPal Infrastructure Contact Person: Rami Khalil Phone: 416-742-3713 Contract No.: 18TW-CTS-06CWD</p> <p>PLEASE NOTE: You are encouraged to obtain several quotes before selecting a contractor. The City is not able to get involved in any contract for work done on private property. Property owners are responsible for ensuring contractors do not interfere with the work being done on City property.</p> |
|  | <p>Restoration: The construction work area will be restored with sod and/or asphalt where required. Interlocking bricks, flagstone on a granular base, or other similar features that are removed from public and private property during construction will be replaced. Lawn seeding and/or laying of sod will be done as needed during ideal growing seasons only - in the spring (April to June) and fall (September to October). Permanent restoration of the curb and sidewalk will take place within 18 to 24 months.</p> |
|  | <p>Road and Sidewalk Access: In order to complete the work in a safe manner, there will be road and sidewalk restrictions within the construction work zone. Access for emergency vehicles will be maintained at all times.</p> <p>Driveway Access: The contractor will notify you of any temporary restrictions to your driveway access. If your property has two entrances, one entrance will be kept open at all times.</p> |
|  | <p>Traffic Management: Efforts have been made to manage traffic in the area for the safety of workers, road users and pedestrians. Road users should expect delays and increased traffic on nearby main and side streets.</p> |

| | |
|---|---|
|  | <p>Parking: Parking in the active work zone is not permitted due to space requirements for construction equipment and materials. If your parked vehicle affects the construction work, it will be re-located with no charge to the owner. If your vehicle is moved, please contact parking control for its location at 416-808-2222.</p> <p><i>In the event you receive a traffic ticket for on-street parking during this period of construction, please immediately contact the Field Ambassador listed below for more information.</i></p> |
|  | <p>Garbage & Recycling: Please follow your normal routine. If required, the contractor will move bins to an appropriate location and return them. Please ensure that you label your bins with your address.</p> |

NEED MORE INFORMATION?

If you have questions about the upcoming work, please contact us and quote **18TW-CTS-06CWD**

| | |
|--|---|
| <p>Field Ambassador</p> | <p>416-508-3164, TorontoWMLRehab2@wsp.com (7:00 am – 7:00 pm, Monday – Friday, closed weekends)</p> |
| <p>TTY Hearing Impaired Service</p> | <p>416-338-0889 (7 Days a week, 8:00 am – 5:00 pm, closed holidays)</p> |
| <p>General inquiries</p> | <p>3-1-1</p> |
| <p>Website</p> | <p>toronto.ca/improvements/ward24.htm</p> |

MAP OF WORK AREA



Thank you for your patience. Building a great city takes time. Better infrastructure for all of us is worth the wait.

Lead in Drinking Water

The City of Toronto is sending you two notices to tell you about construction the City will be doing near your home soon. The first one is called a "Pre-Construction Notice" and it is sent about 2-3 months before the work begins. The second one is called a "Construction Notice" and it is sent 2-4 weeks before the work begins. You should have one of these notices in your mailbox today.

The construction could involve work on your road, watermain or sewer. **It may also involve replacing the City-owned part of your water service pipe, which may contain lead.**

Lead can affect how the brain and nervous system grows, so this factsheet is very important to read if someone in your property is pregnant, if there are children under 6 years old, or if there is an infant drinking formula made from tap water. Please note: Lead pipes were not used in apartment buildings or other multi-residential buildings with more than six units.

Water Pipe Replacement



The underground pipe that brings water to your water meter (called the service pipe) is owned by the property owner and by the City. The part that the City owns goes from the municipal watermain to your property line. The private portion of the pipe goes from the property line to your water meter.

During construction, if the City finds that the water pipe is made of lead, it will replace the City-owned part. After a lead water pipe is replaced, there may be a temporary increase of lead in your drinking water. The City will provide you with tips and a free water filter to help reduce the health impact from any temporary lead increase. Find out how by reading the back of this Fact Sheet.

To protect your health, Toronto Public Health strongly recommends that you replace your part of the water pipe if it contains lead.

Lead, Drinking Water and Your Health

- If you live or work in a property (house, office, storefront) built before the mid-1950s and the water service pipe has never been replaced, it is probably made of lead. If it is, then lead may be getting into your drinking water.
- Lead is most harmful to the growing brain and nervous system of a fetus, infant or child under 6 years old. If a young child has too much lead in their body, it can lead to a shortened attention span, and intellectual and behavioural problems.
- If you have a baby at home: Breast milk is the healthiest option for feeding your baby. If you have made an informed decision to formula feed your baby, begin with **cold filtered** tap water, boil it and then let it cool. Use within 30 minutes. You can also consider using ready-to-feed formula.



- The best way to reduce lead in drinking water is to replace both parts of a lead water pipe.

How to prepare for lead water pipe replacement

Once construction begins, the contractor will be able to see the underground water pipe and will know for sure if the City-owned portion is made of lead and needs to be replaced. A City staff person or City-hired contractor will tell you in person or leave a note in your mailbox if they are replacing the service to your property. In the meantime, you can take steps to prepare for the possible replacement.

Step 1: Find out if your part of the water pipe is made of lead.

- If your property was built before the mid-1950s, then the water service pipe is probably made of lead, unless it was replaced at another time. You can find out how old your property is by asking the landlord or checking the ownership papers.
- If possible, look at the pipe that goes into your water meter. If it is grey, scratches easily and does not sound hollow when you tap it, it may be made of lead. To know for sure, ask a plumber or home inspector.

Step 2: Find a contractor to replace your part of the water pipe.

- Get at least three quotes from a licensed plumber to get the best price. Replacing your part of the water pipe could cost approximately \$3,000, but will be dependent on the characteristics of your home.
- If you received a "Construction Notice" in your mailbox today, this means that the City will be doing the work in 1-4 weeks and has hired its own contractor. You can ask them for a quote. Look for their name and phone number in the Notice. Sometimes, the City-hired contractor may not be able to do the work for you due to their schedule. This is why it is good for you to get quotes from other contractors before work starts.
- If you hire your own contractor, they must replace your part of the water pipe either before or after the City-hired contractor replaces the City-owned part. Private contractors cannot work at the site at the same time as the City-hired contractor. Be sure that your contractor understands this and can tell you the best way for coordinating the work to save you the most money.

Step 3: Learn more about protecting your health after a lead water pipe is replaced

- After a lead water pipe is replaced, there may be a temporary increase of lead in your drinking water. The City will provide you with tips and a free water filter to help reduce the health impact from any temporary lead increase.

To learn more about lead pipe replacement and other ways that the City of Toronto is working to reduce lead in drinking water, visit toronto.ca/lead or call 311.